

# PRIMARY WORK BOOK

## ESSENTIAL BACK UP TOOL FOR SUCCESS

ESSENTIAL BACK UP TOOL FOR SUCCESS IS A SERIES OF LEARNING THE SOURCE MATERIALS ORGANISED FOR USE AFTER THE TEACHER HAS INTRODUCED AND EXPLAINED THE CONCEPT TO THE LEARNER.

ESSENTIAL BACK UP TOOL FOR SUCCESS COVERS PRIMARY SYLLABUS FROM **PRIMARY ONE TO PRIMARY SEVEN** IN ALL SUBJECT ASPECTS THAT IS ENGLISH, SOCIAL STUDIES, INTEGRATED SCIENCE, MATHEMATICS, LITERACY ( FOR LOWER CLASSES) AND RELIGIOUS EDUCATION.

THIS TOOL IS WELL SUMMARISED WITH RELEVANT EXPLANATIONS, FOLLOW UP EXERCISES AND ACTIVITIES IN LINE WITH TERM ONE WORK AS PRESCRIBED BY THE NATIONAL CURRICULUM DEVELOPMENT CENTER , UGANDA.

EACH OF THE ABOVE ASPECTS HAS A VARIETY OF DIFFERENT FORMS OF ACTIVITIES TO ENHANCE MASTERY.

THIS WORK BOOK IS ORGANISED BY MARKS GATE INTERNATIONAL (MGI) IN CORROBORATION WITH STANDARD HIGH SCHOOL ZZANA (STAHIZA)

THIS TOOL HAS SERIES IN TERMS THAT IS (TERM ONE, TERM TWO, TERM THREE)

**Here in is an extract of the material that compose a whole book. In case you are interested in the complete sets of books, contact;**  
**0772511120/0705283741**

# PRIMARY ONE ENGLISH WORKBOOK - TERM ONE

**Theme:**        **Our School**

**Subtheme:**    **People at school**

**Examples of People at school.**

boy, girl, teacher, nurse, secretary, director, head teacher,  
bursar, cook,

## **Activity**

1. Fill in the missing letter

b\_\_y

gir\_\_

co\_\_k

**2. Who is this? .....**



This is a .....



This is a .....



This is a .....



This is a .....

nurse

teacher

boy

girl

**Sub theme:**    **Objects in the classroom.**

**Examples of things found in our classroom.**

a pencil, a book, a pen, a chair, a tin, a table, a duster, a ruler, a window, a door, a desk, a blackboard/chalkboard, a cupboard.

What is this?

It's a .....

**Examples**



What is this?

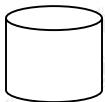
**It is a book/This is a book**

**Activity**

**Complete the sentences correctly.**



This is a \_\_\_\_\_



This is a \_\_\_\_\_




This is a \_\_\_\_\_



This is a \_\_\_\_\_



This is a \_\_\_\_\_



This is a \_\_\_\_\_



This is a \_\_\_\_\_



This is a \_\_\_\_\_



This is a \_\_\_\_\_



This is a \_\_\_\_\_

Pen, window, bench, blackboard, ruler, pen, door, tin, chair, table

What's this?

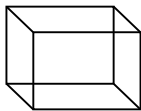
It's a ...../This is a .....

### **Example I**



a) What's this?

.....



b) What is this?

.....

## **Exercise**

### **Fill in the missing letters**

- |                     |                          |
|---------------------|--------------------------|
| 1. r ____ f         | 9. cla ____ room         |
| 2. b ____ nch       | 10. bo ____              |
| 3. r ____ bb ____ r | 11. k ____ y             |
| 4. fl ____ r        | 12. v ____ ntil ____ tor |
| 5. b ____ oom       | 13. w ____ ndow          |
| 6. W ____ ll        | 14. c ____ air           |
| 7. p ____ n         | 15. ____ able            |
| 8. ____ chalk       |                          |

### **Sub theme: Objects outside the classroom**

#### **Examples of things found outside the classroom.**

a tree, a stone, a flower, a bird, a bell, a leaf, a fly, a ball, a bottle, a snake, a rope.

What can you see?



I can see.....

What can you see?



I can see a .....



a) What can you see?

.....

b) What can you see?



.....

### **Exercise**

Use the given words in sentences.

1. rubber: \_\_\_\_\_

2. classroom: \_\_\_\_\_

3. key \_\_\_\_\_

4. bench \_\_\_\_\_

5. stone \_\_\_\_\_

6. fly \_\_\_\_\_

7. leaf \_\_\_\_\_

8. rope \_\_\_\_\_

### **Use of 'has' as a verb with the known nouns**

"Has" is used with it, he, she, Mary/Tom/.....

"Has" is used for one thing or person.

She \_\_\_\_\_ a pencil

It ————— has  
He ————— has  
The man ————— has

## Examples



Mary **has** a book.



John **has** an umbrella.



John **has** a pencil.



Peter **has** a ball.

## Exercise

Write correct sentences.



1. Jane Mary has a .....



2. Tom \_\_\_\_\_





3. Sarah \_\_\_\_\_



4. John \_\_\_\_\_



5. Mary \_\_\_\_\_



6. Nakato \_\_\_\_\_



8. Nabirye \_\_\_\_\_

**Correct use of “have” as a verb.**

“Have” is used with I, We or They

I	_____	a pen
We	_____	a broom
They	_____	a bench

## **Examples**

1. I have a pen.
2. We have a bench.

## **Exercise**

Write sentences from the given table.

The boys We The pupils They The girls I	have	a table a pencil a stone a chair chalk a leaf
--	------	--

1. \_\_\_\_\_
2. \_\_\_\_\_
3. \_\_\_\_\_
4. \_\_\_\_\_
5. \_\_\_\_\_

## **Activity**

**Write sentences from the given table.**

The girls Peter It John and Mary They	has have	a rope a stone a broom a pencil a bag
---	-------------	---

1. \_\_\_\_\_
2. \_\_\_\_\_

3. \_\_\_\_\_
4. \_\_\_\_\_
5. \_\_\_\_\_

### Correct use of "an"

**an** is used before words beginning with vowels (a, e, i, o, u)

### Examples

an axe, an umbrella, an ox, an arrow, an aeroplane, an elephant, an owl, an egg, an insect, an inkpot, an apple, an onion, an ostrich, an eye, an orange.

What's that?

(an egg, an apple, an axe, an umbrella)



That is an .....

1. What is that?



That is an .....

2. What is that?



That is an .....

3. What is that?



That is an .....

### **Exercise**

Fill in **a** or **an**

- |                   |                      |
|-------------------|----------------------|
| 1. _____ book     | 7. _____ chalk board |
| 2. _____ axe      | 8. _____ egg         |
| 3. _____ flower   | 9. _____ duster      |
| 4. _____ umbrella | 10. _____ eye        |
| 5. _____ apple    | 11. _____ aeroplane  |
| 6. _____ bottle   | 12. _____ ruler      |

---

**NB:** What you have finished is a **small part** of the material that compose a **whole book**.

In case you are **interested** in the complete set of this book, contact; **0772 511 120/ 0705 283 741**

MGI IN CORROBORATION WITH STAHIZA